

Report: Gait Analysis (Lateral)

First name:	Edward	Date of Birth:	2023-09-27	Therapist:	_____	Analysis Type:	Gait Analysis (Lateral)
Last name:	Johnson	Height:	2' 10"	Analysis Date:	2024-02-23	Print Date:	2024-02-23
Patient Nr.:	stridfdeeng	Gender:	Female				

97 %



Gait Symmetry

The gait symmetry indicates how symmetrical the movement of the patient is. The higher the value, the better.

3.0 km/h



Gait Speed

The gait speed indicates how fast the patient was moving during the analysis.


18 %



Double Support Left

The gait double support left indicates proportion of time that both feet of the patient are on the ground during the gait cycle of left leg.

18 %



Double Support Right

The gait double support right indicates proportion of time that both feet of the patient are on the ground during the gait cycle of right leg.

Analysis Notes:

34533

Report generated for:

ff

Signature

Report: Gait Analysis (Lateral)



First name: Edward Date of Birth: 2023-09-27 Therapist: _____ Analysis Type: Gait Analysis (Lateral)
Last name: Johnson Height: 2' 10" Analysis Date: 2024-02-23 Print Date: 2024-02-23
Patient Nr.: stridfdeeng Gender: Female

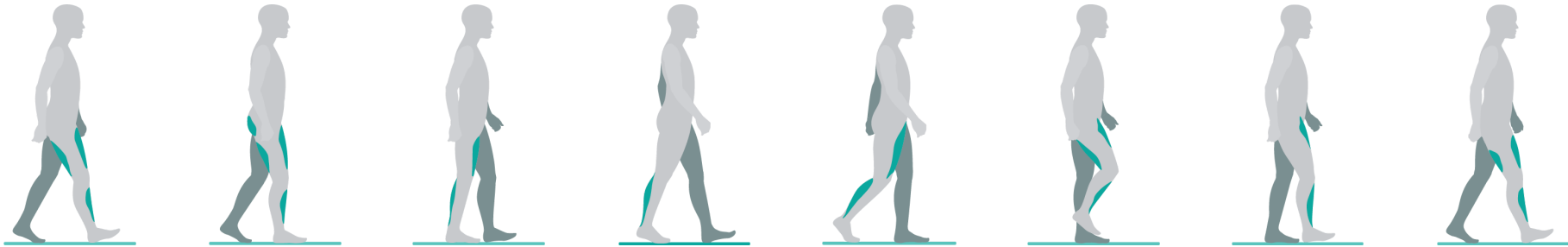
Analysis Details

Metric Name	Measured Value	Reference Value	Description
Number of Steps	22	-	The number of steps taken by the patient during the analysis.
Gait Symmetry	97 %	> 90 %	The gait symmetry indicates how symmetrical the movement of the patient is. The higher the value, the better.
Gait Speed	3.0 km/h	2 - 5 km/h	The gait speed indicates how fast the patient was moving during the analysis.
Cadence	82 Steps/min	90 - 115 Steps/min	The gait cadence indicates the total number of steps taken within a minute during the analysis.
Double Support Left / Right	18 % / 18 %	10 - 40 %	The gait double support indicates proportion of time that both feet of the patient are on the ground during the analysis.
Gait Variability Left / Right	3 % / 3 %	< 5 %	The gait variability indicates step-to-step length fluctuation of left / right leg during the analysis.
Step Length Left / Right	66 cm / 64 cm	55 - 80 cm	The gait step length indicates the average distance between the point of initial contact of the left / right foot to the point of initial contact of the other foot during the analysis.
Step Time Left / Right	0.62 s / 0.61 s	0.51 - 0.65 s	Step Time Left / Right
Stance Time Left / Right	60 % / 61 %	55 - 65 %	The gait stance time indicates the average percentage of time during which the left / right foot is in contact with the ground during the analysis.

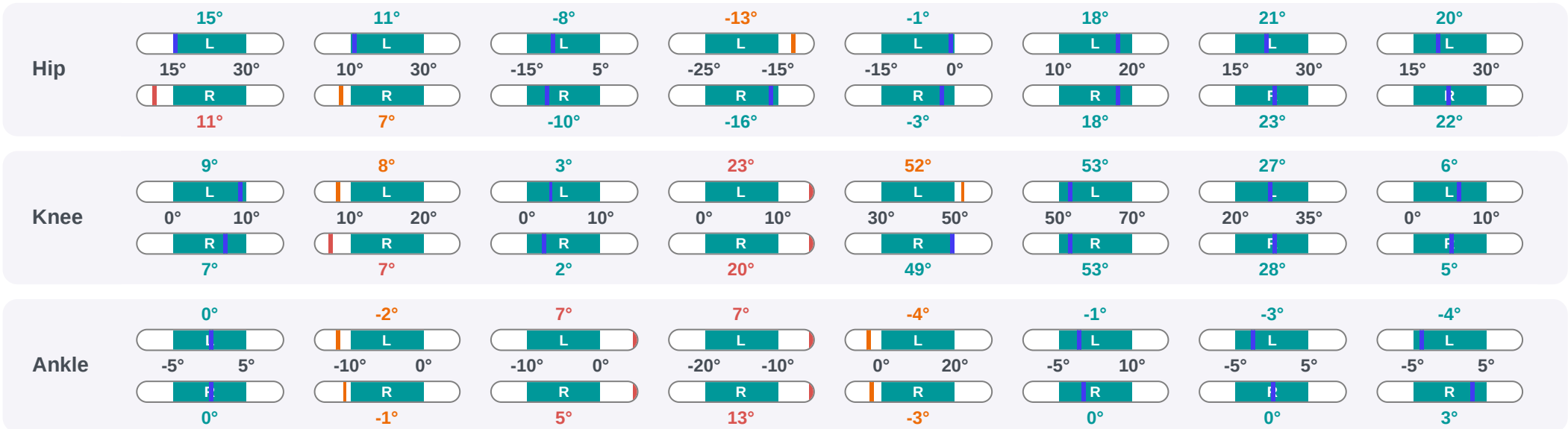
Report: Gait Analysis (Lateral)

First name: Edward Date of Birth: 2023-09-27 Therapist: _____ Analysis Type: Gait Analysis (Lateral)
 Last name: Johnson Height: 2' 10" Analysis Date: 2024-02-23 Print Date: 2024-02-23
 Patient Nr.: stridfdeeng Gender: Female

Phases of the Gait Cycle: Left & Right Leg



Initial Contact (IC) Loading Response (LR) Late Mid Stance (MSt) Terminal Stance (TSt) Pre Swing (PS) Initial Swing (IS) Mid Swing (MS) Terminal Swing (TSw)



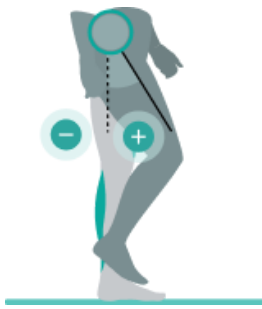
Report: Gait Analysis (Lateral)

First name: Edward Date of Birth: 2023-09-27 Therapist: _____ Analysis Type: Gait Analysis (Lateral)
 Last name: Johnson Height: 2' 10" Analysis Date: 2024-02-23 Print Date: 2024-02-23
 Patient Nr.: stridfdeeng Gender: Female

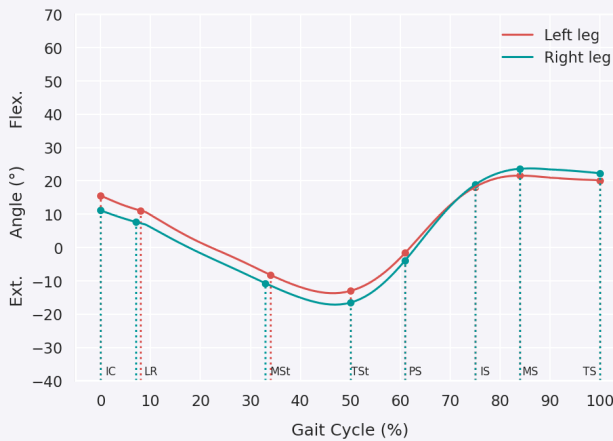
Gait Phases Plots

Hip Flexion/Extension

- + Flexion
- Extension



Results

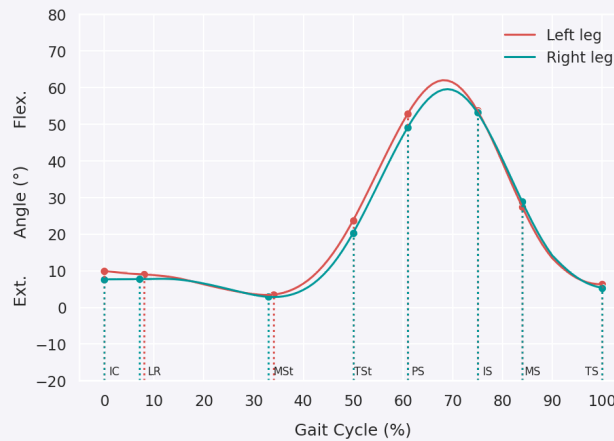


Knee Flexion/Extension

- + Flexion
- Extension

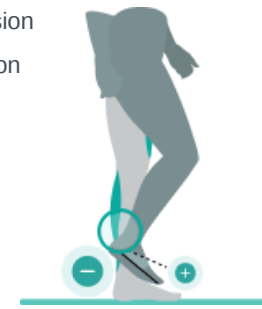


Results



Ankle Dorsiextension/Plantarflexion

- + Dorsiextension
- Plantarflexion



Results

